

Emergency & Fire Evacuation Procedures

Education Program – Teachers

Kalamunda History Village

Located between WILLIAMS St and RAILWAY Rd - Nearest intersection is SPRING Rd.

EMERGENCY PHONE NUMBER - Fire, Ambulance, Police: 000

1. GENERAL RESPONSIBILITIES

Take note of position of exits, fire extinguishers, first aid facilities and outdoor assembly points (verge side Williams Street to one side of gate entry) shown on the evacuation plan and also displayed on walls throughout the village buildings. *Note how many persons are under your supervision.*

2. EMERGENCY PROCEDURES – IN CASE OF FIRE / EXPLOSION

- There is no alarm built into the Kalamunda History Village, should an emergency arise, if it is possible, please notify History Village staff (only if safe to do so).
- Count your group and then evacuate the History Village by the nearest safe exit. Main gate or alternative gates located at either end of the History Village.
- Assemble outdoors (verge side Williams Street to one side of entry gate)
- Conduct head count (ie. try to account for everyone)
- Do not re-enter the village area.
- Do not attempt to fight fire.
- Always follow the instructions given from the History Village staff.

3. OTHER EMERGENCIES - Contact appropriate Emergency service:

- Police, Fire, Ambulance (life threatening) 000
- Police Communications (non urgent) 131 444
- SES Rescue 132500


Attend to any injured persons on site; call an ambulance if required.

In case of an **Earthquake** or **Severe storm** (cyclone):

- Stay indoors.
- Take shelter – under tables, doorway, etc.
- Wait for the situation to pass.

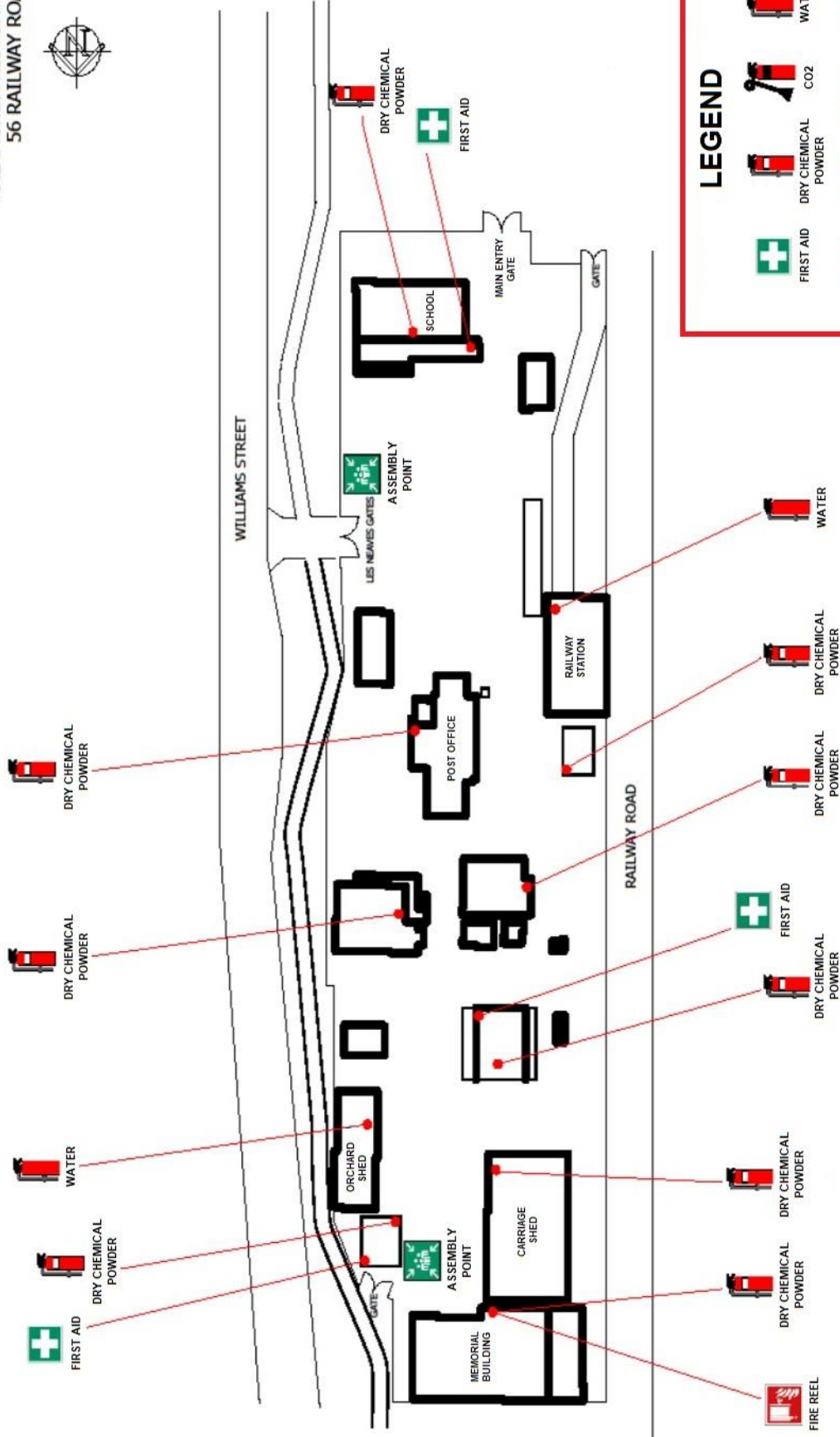
In case of a **Bushfire** or **Lightning** in the area:

- Stay indoors.
- Wait for the situation to pass.
- Do not leave the building unless instructed by the History Village staff.



EVACUATION PLAN

KALAMUNDA HISTORY VILLAGE
56 RAILWAY ROAD



LEGEND

	FIRST AID		DRY CHEMICAL POWDER		WATER		ASSEMBLY POINT
	DRY CHEMICAL POWDER		DRY CHEMICAL POWDER		DRY CHEMICAL POWDER		FIRE BLANKET
	DRY CHEMICAL POWDER		DRY CHEMICAL POWDER		DRY CHEMICAL POWDER		FIRE REEL
	DRY CHEMICAL POWDER		DRY CHEMICAL POWDER		DRY CHEMICAL POWDER		ALARM

Not to Scale

Education Program – Teachers Instructions

Welcome to Kalamunda History Village. Adults and students alike will find many interesting things to see and do here during your visit.

It is a requirement that students are supervised at all times. Please remind the children that they are visiting a **MUSEUM** today and are not to touch any items until they have checked with museum staff. There are many irreplaceable items and artefacts which we need to look after for future generations.

Whilst each school is responsible for first aid, the Village staff are trained and may assist if required.


In the event of an emergency the evacuation point is at the bus bay on Williams Rd. Please refer to the History Village map overleaf to familiarise yourself with this area.

Notify the teacher or Village staff if you are unable to locate a missing student. The staff office is located in Ellis Cottage, opposite the blacksmith. We will gladly assist with enquiries or listen to feedback about your visit today.

Remember:

- No running
- Children **MUST** be accompanied by an Adult when attending the toilet.
- Do not touch anything behind the ropes.
- Children are only permitted to play in the train driver's area or on the flat bed of the locomotive.
- Do not jump off the train or station platform.
- Food & drink should not be consumed in the buildings.
- Do not enter storage areas indoors or behind the buildings.
- The Piano in the school, including other pianos in the Museum are not for playing on.
- Please do not allow children to rub/write on the teacher's blackboard in the school.
- Photography is permitted subject to your school's policy, however, please do not hold up the tour guide as we rely on timely group rotations to run smoothly.
- Talking and questions must be kept to a minimum during the tour.
- In the Memorial Building the Fire Truck is the only vehicle that can be played in. Children are to be seated in the cab and not to climb out on the back section.

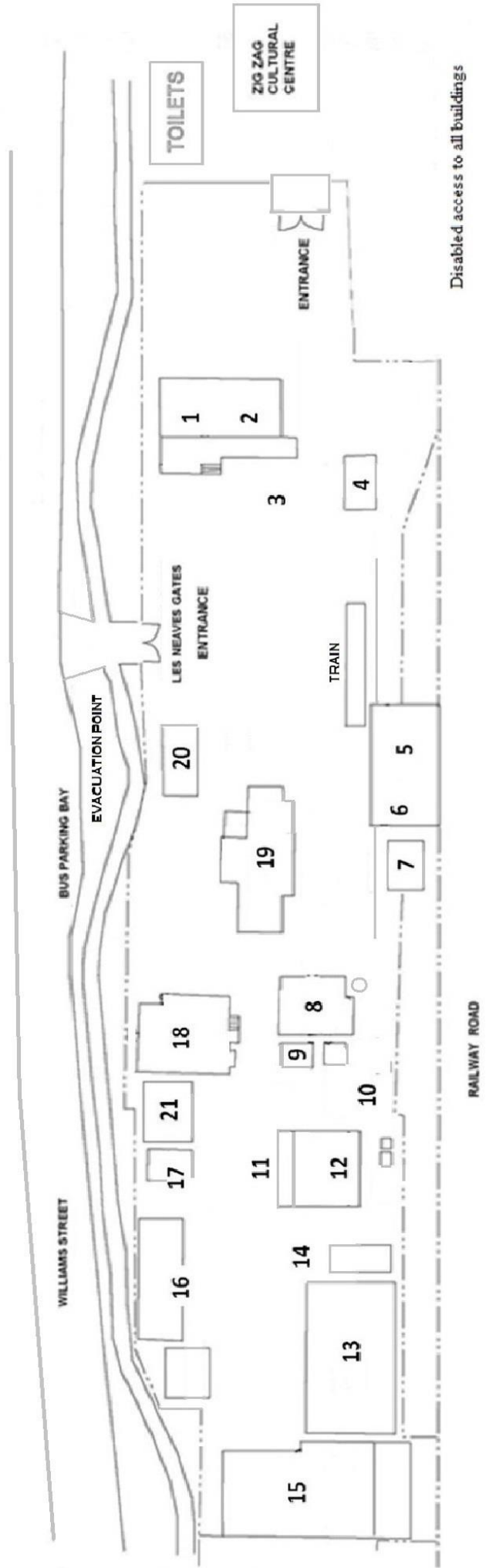
We thank you for assisting us to encourage responsible and safe student behaviour.



Museum of local history

KALAMUNDA HISTORY VILLAGE

Managed by Kalamunda and Districts' Historical Society volunteers on behalf of the City of Kalamunda



- | | | |
|--------------------------|------------------------------------|-------------------------------|
| 1. School Room | 8. McCullagh Cottage | 15. Memorial Building |
| 2. Swindell's Room | 9. McCullagh Post Office/Shop | 16. Orchard Shed—Fruit Grader |
| 3. Hopscotch | 10. Water tank, Dunny, Windmill | 17. Blacksmith |
| 4. Whim | 11. Ellis Cottage—Front veranda | 18. Chambers House |
| 5. Station 1927—1949 | 12. Ellis Cottage—Back Veranda | 19. Post Office |
| 6. Station—Waiting Room | 13. Carriage Shed | 20. Saw Pit |
| 7. Original Station 1903 | 14. Farm Equipment, grader, roller | 21. Toilet |